

# Development of a Lead-Free Alloy for High-Reliability, High-Temperature Applications

Hector Steen, Ph.D.<sup>1</sup> and Brian Toleno, Ph.D.<sup>2</sup>

Henkel Corporation

<sup>1</sup> Irvine, CA, USA

<sup>2</sup> Hemel Hempstead, UK

brian.toleno@us.henkel.com

hector.steen@uk.henkel.com

## ABSTRACT

Though the electronics industry is nearing the 3-year anniversary marking the ban of lead from electronics products, several challenges still remain with existing lead-free materials for certain applications. The commonly used and accepted SnAgCu (tin-silver-copper, also known as SAC) alloy has proven to be a suitable material for the production of many devices but, for those applications that require extremely high reliability, current SAC materials are less than ideal. In particular, devices that will find end use in automotive and military/aerospace products require a lead-free material that can withstand the higher temperatures operation life (e.g. automotive under-the-hood conditions), offer vibration resistance not commonly associated with traditional SAC alloys and deliver high temperature (> 125°C) thermal cycling reliability levels beyond those available with current commercialized SAC materials.

Key words: Pb-free Alloy, High temperature reliability

## INTRODUCTION

With increasing requirements for lead-free solders, the industry's research has veered towards studying the mechanical properties and behaviors of the Sn-Ag-Cu solder, particularly those with alloy composition near the eutectic point [1-4]. Such solders have proven their reliability in the area of thermal cycling and are in fact currently widely used as one of the lead-free solders in SMT assembly process for microelectronics. Thermal fatigue life of solder joints has been reported to increase with Ag content in Sn-xAg-Cu solders [3]. However, the exponential increase in the demand of portable products has caused growing concerns over drop reliability of these high Ag content solder joints. Recent studies show that Sn-xAg-Cu lead-free solders with low Ag content exhibited longer drop lifetimes than that with high Ag content [5]. Thermal fatigue life and drop performance are now competing factors for deciding the amount of Ag content in Sn-xAg-Cu solders. Some researches have also concluded favorably on the effect of metal dopants, such as Ni, on solder joint drop performance [4]. Such dopants are known to alter the microstructure and mechanical behavior of Sn-Ag-Cu lead-free solder [6].

Recognizing these challenges, a group of specialists made up of industry users, members of the academic community, material, component, and equipment suppliers (Table 1) set out to develop an alloy that could meet or exceed the high-temperature, high-reliability requirements necessary for automotive and military applications, yet still be solderable at a reasonable temperature. The project members agreed on the following goals for the alloy:

- Material must be lead-free
- Work in an operating temperature of up to 150°C
- Solder joints should survive 1,000 cycles at -55°C to 150°C
- Reflow at 230°C or below
- Meet RoHS standards and be cost-competitive

**Table 1. Team Members**

<b>Lead Member</b>	Siemens Berlin (central lab)
<b>Academic Partners</b>	University of Bayreuth Fraunhofer inst. IZM
<b>Users</b>	Siemens Bosch Motorola
<b>Suppliers</b>	Henkel Stannol Cookson (Alpha Metals) Seho Infineon (Munich) TI (Munich) Epcos (Munich) Microtech (Maintz) Ruwel

## EXPERIMENTAL APPROACH

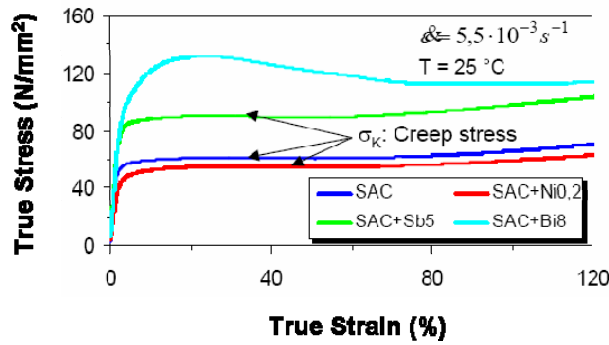
Analysis of existing alloys and the potential modifications to these alloys provided the foundation for the work. Knowledge of the limits of SnPb and the two most well-known SnAgCu alloys helped drive the direction of the new alloy development: While SnPb has good high-temperature resistance, it contains lead so is not a suitable material; and, both SAC alloys (SnAg3.5/SnCu0.7 and SnAg3.8Cu0.7) have limited reliability in high operating temperature applications. The team established that the required properties could not be achieved with a 3-component alloy but would require a multi-element approach. It was decided that SnAg3.8Cu0.7 (SAC387) would be the base alloy and its properties modified to meet the designated requirements by adding additional elements to the mix.

Using the Coffin-Manson equation,  $(N_f)^c \Delta \epsilon_{pl} = C$ , to predict the number of cycles to failure, the hypothesis is that a new alloy that has an activation energy ( $\Delta \epsilon_{pl}$ ) at 150°C equivalent to the activation energy of failure of SnPb at 85°C and SnAgCu at 120°C, provides the level of reliability required. Since the activation energy for failure is related to the thermal cycling temperature, having the same term for the new alloy at higher temperatures (150°C) as the term for SnPb at 85°C should provide the same level of reliability (e.g. number of cycles to failure).

There are several commonly known methods used to raise the creep resistance of solder alloys, including grain refinement, solid solution strengthening and precipitation (dispersion hardening/strengthening). Of these methods, grain refinement was ruled out as it is most applicable for lower temperature applications, and solid solution strengthening and precipitation hardening were the techniques chosen. Once the methods were determined, a variety of alloying elements were analyzed and the three that were ultimately selected for their properties, ability to raise creep resistance and maintain an acceptable melting temperature were bismuth (Bi), antimony (Sb) and nickel (Ni). The challenge, of course, was combining all of the elements in proper balance.

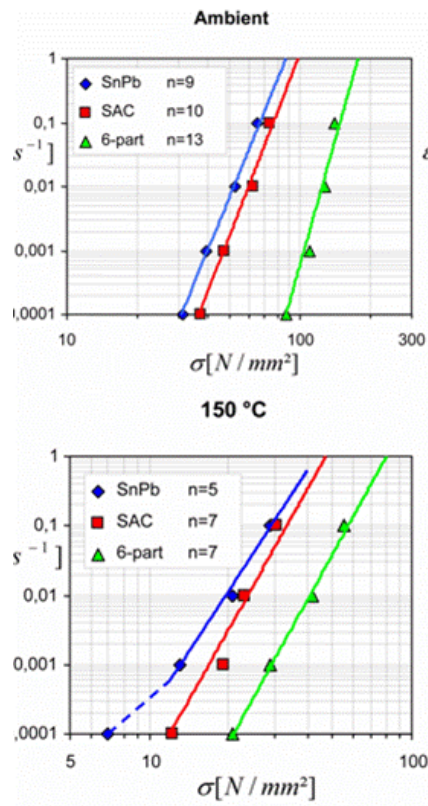
## RESULTS

Analysis of creep strength characteristics indicated that the addition of Bi, or Sb to SAC387 delivered improved results, **Figure 1**.

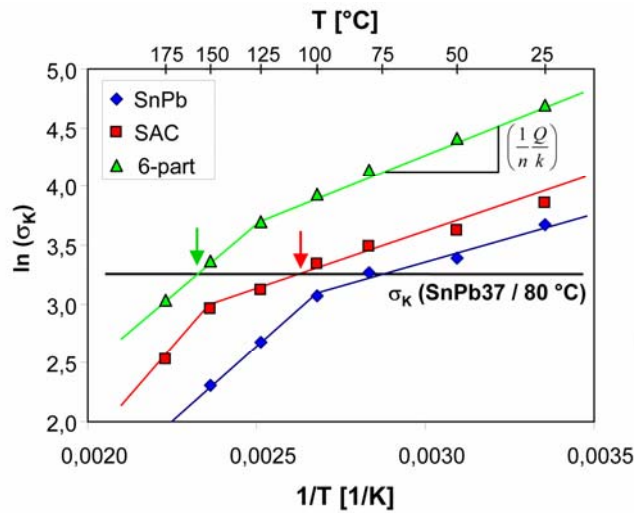


**Figure 1.** Creep characteristics of solder alloys. SAC = Sn, 3.8% Ag, 0.7% Cu.

The team then worked to optimize this property by fine-tuning the ratio of these elements and Ni in the 6-part alloy, and results revealed that the new alloy, called Innolot, provided the required increase in creep strength as compared to either SAC387 or SnPb37. (Figures 2 and 3).

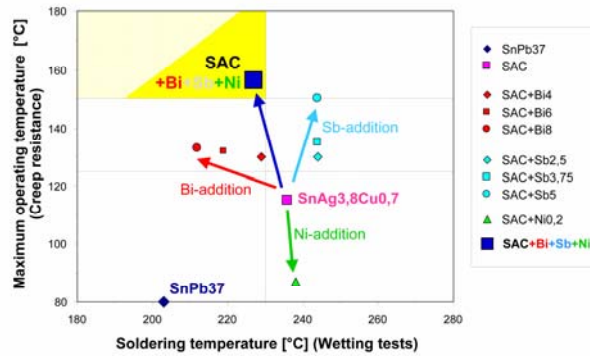


**Figure 2.** Creep Strength of SnPb, SAC and Innolot alloys were evaluated at ambient and at 150°C temperatures. The 6-part alloy showed the best creep strength performance.



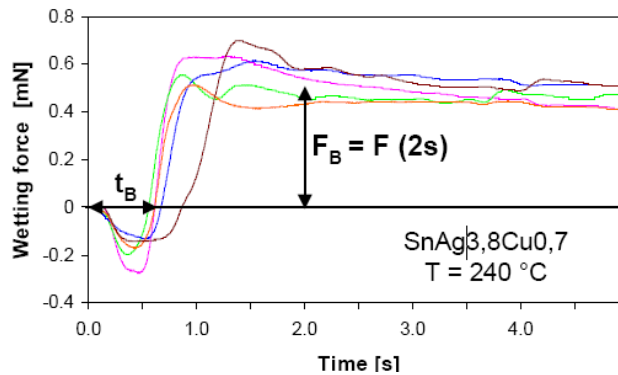
**Figure 3.** Maximum operating temperature of the new alloy was developed so that the new alloy would have the same creep resistance at 150°C as SnPb37 has at 80°C.

The final composition also had to meet the requirements for solder reflow in a similar range to that needed for conventional SAC alloys. The minimum soldering temperature (which must be exceeded in the soldering process) at which satisfactory wetting can be achieved shows the maximum operating temperature and soldering temperature for different elemental additions to SAC387, **Figure 4**.



**Figure 4.** Graphical representation of alloy additions on soldering temperature.

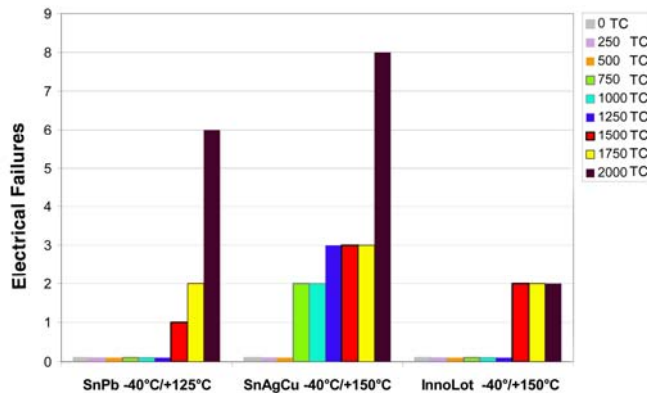
Illustrating that this alloy could achieve liquidus in the range of SAC alloy reflow, wetting balance testing was performed to determine if sufficient wetting force and speed could be attained at these temperatures. In this test using 6-part alloy pellets (200mg size), the time to buoyancy and the force at 2 seconds were measured on a Cu wire and a 1206 resistor, using two “standard” fluxes, Actiec 2 and Actiec 5 (ref) with the solder temperature of 240°C, **Figure 5**.



**Figure 5.** Wetting curves showing time to buoyancy ( $t_b$ ) and force at 2 seconds ( $F_b$ ).

The new, 6-part alloy was selected as the most robust formulation with high creep strength and excellent wetting ability. Although the solidus temperature was lowered to 209°C (as compare to that of SAC at 217°C), this did not, in practice, enable reflow at a lower temperature, and hence conferred no benefit of decreased thermal load on the board and the components.

Manufacturability and metallurgy of the multi-component alloy was then analyzed by the development team. Standard industry-accepted testing including spread, solder balling, thermal cycling reliability, shear strength, vibration, drop, and voiding analyses were all conducted. The alloy showed equivalent or superior performance to that of SAC387 for all tests conducted. Of course, the primary reason for the development of the new alloy was to create a material that could withstand higher operating temperatures, so the results of the thermal cycling testing were of particular interest. **Figure 6** clearly shows the superior thermal capabilities of the alloy as compared to that of SAC387 and SnPb37. Further data was presented at a recent seminar held in Berlin, Germany in October 2008 to disseminate the results of another cooperative project, LIVE; these confirmed the alloy to perform significantly better than SAC and even SnPb alloys in both thermal shock and temperature cycling.



**Figure 6. Solder joint thermal reliability testing.**

## CONCLUSIONS

The cooperative efforts of industry and academia have resulted in the successful development of a high operating temperature, lead-free alloy that reflows at the same temperatures as conventional SAC alloys and will enable increased reliability for certain applications, including automotive and defense. Results from testing of the new InnoLot alloy show improved reliability in -40°C to +150°C thermal cycling versus that of SAC387. In addition, the new alloy offers comparable vibration resistance to that of SAC387, as proven in vibration testing after 500 thermal cycles, and the drop test performance of InnoLot is comparable to that of SAC387.

It should be noted that, because the new alloy contains bismuth, manufacturers employing materials based on this new alloy must ensure that there is no lead on the components or boards. Lead-terminated components or HASL (hot air solder leveled) finished boards used in combination with the InnoLot alloy will result in a low melting (98°C) eutectic, which means that joints will fail when exposed to temperatures above about 98°C. There must be no lead in the supply chain when using materials based on this alloy.

This new alloy is a very promising development for the electronics industry, as continued experience with lead-free materials enables improvements and alterations to meet the emerging requirements of various applications. With this new alloy, just as with other alloys, the base alloy is only part of the equation. Only patent holders will have access to the alloy, and optimizing solder paste materials with this alloy for maximum performance will also require flux chemistry expertise and formulation know-how. Partnering with the right supplier – one that can not only deliver a robust material but can also provide in-depth technical support -- will be essential to long-term success